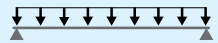


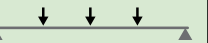



ModTruss 3" Steel Truss Load Table

Span Feet (Meters)	Uniformly Distributed Load (Total Load Divided by Span - feet)		Center Point Load (Point Load x1)		Third Point Load (Point Load x2)		Quarter Point Load (Point Load x3)		Fifth Point Load (Point Load x4)	
										
	Total Load Pounds (kgs)	Deflection Inches (mm)	Point Load Pounds (kgs)	Deflection Inches (mm)	Point Load Pounds (kgs)	Deflection Inches (mm)	Point Load Pounds (kgs)	Deflection Inches (mm)	Point Load Pounds (kgs)	Deflection Inches (mm)
5 (1.52)	2,599 (1,178.89)	0.17 (4.32)	1,287 (583.77)	0.13 (3.30)	972 (440.89)	0.17 (4.32)	648 (293.93)	0.16 (4.06)	540 (244.94)	0.17 (4.32)
10 (3.04)	1,262 (572.43)	0.68 (17.27)	631 (286.22)	0.55 (13.97)	467 (211.83)	0.68 (17.27)	311 (141.07)	0.65 (16.51)	261 (118.39)	0.68 (17.27)
15 (4.57)	800 (362.87)	1.53 (38.86)	400 (181.44)	1.25 (31.75)	300 (136.18)	1.56 (39.62)	200 (90.72)	1.47 (37.34)	167 (75.75)	1.54 (39.12)
20 (6.09)	556 (252.20)	2.72 (69.09)	278 (126.10)	2.25 (57.15)	209 (94.80)	2.77 (70.36)	139 (63.05)	2.62 (66.55)	116 (52.62)	2.73 (69.34)
25 (7.62)	400 (181.44)	4.25 (107.95)	200 (90.72)	3.60 (91.44)	150 (68.04)	4.32 (109.73)	100 (45.36)	4.12 (104.65)	83 (37.65)	4.27 (108.46)
30 (9.14)	287 (130.18)	6.12 (155.45)	144 (65.32)	5.31 (134.87)	108 (48.99)	6.21 (157.73)	72 (32.66)	5.95 (151.13)	60 (27.22)	6.15 (156.21)

Information extracted from the structural report by Clark Reeder Engineering | 10091 Mosteller Lane | West Chester OH 45069 | Ph 513-851-1223 | Date: 11/7/2017 | CRE Project No. 17.419.07 | Drawn by: JMR/DDL | S1.2

